

serie coniche conic seals

cod.	ø int.	ø ext.	h	note
151	10	15	6	3/8"
152	10	18	7	3/8"
153	11	15	6	
154	11	17	6	
155	12	18	14	
156	12	18	7	
157	14	18	7	
158	16	22	6	
159	25	30	7	1"
160	26	30	7	1"
161	18	33	9	
161GS	18	33	9	gomma termoplastica thermoplastic rubber
162	32	37	7	1"1/4
163	32	38	7	1"1/4
164	32	45	12	
165	40	44	7	1"1/2
166	40	45	7	1"1/2
166GS	40	45	9	gomma termoplastica 1"1/2 thermoplastic rubber
166A	40	45	9	PELD 1"1/2
168	30	35	7	
168GS	30	35	7	gomma termoplastica thermoplastic rubber
169	32	37	9	1"1/4
170	9	18	5	
171	24	33	9	
171GS	24	33	9	gomma termoplastica thermoplastic rubber



serie a semisfera half-ball seals

cod.	ø int.	ø ext.	h	note
401	16	24	5,5	



guarnizioni a sfera ball seals

cod.	ø int.	ø ext.	h	note
451	12	18	13	PVC
452	12	18	13	POM



frizioni per cartuccia incasso deviatore a muro
rubber washers for wall flange to apply with mixer

cod.	ø int.	ø ext.	h	note
751	46	57	8	
752	47/48	57	8	
753	49/50	57	8	



guarnizioni flangia bloccaggio miscelatore rubber spacers for mixer pattern

cod.	ø int.	ø ext.	h	note
1091	-	48	2	1 foro 1 hole
1092	-	50	2,8	1 foro 1 hole
1093	-	50	2,6	2 fori 2 holes



serie per scarico batterie rubber washers for flushing valve

cod.	ø int.	ø ext.	h	note
551	6	26	1,5	
552	7	26	3	
553	60	84	3	2"



ACCESSORI ACCESSORIES


coperchietti protezione filetto e canne drain protections and spouts

cod.	ø foro	h	note
850	16	22	
851	16,5	17	
852	19	20	
853	22	23	
854	20	20	
855	26,7	70	
856	54	95	mix incasso for wall mixer
857	24	61	
857A	24	70	



segnalatori rossi e blu red and blue handle spots

cod.	ø int.	ø ext.	h	note
1001	4,5	11	7	per vitone a scatto snap-locking
1002	-	10	3	per foro ø 9,8 for ø 9,8 mm
1003	10	12	3	con alette per foro ø 10 with wings for ø 10mm
1004	11	12	4,5	per foro ø 11 for ø 11mm
1004A	11	12	4,5	con alette per foro ø 11 with wings for ø 11mm
1005	-	6	1,3	




anello distanziatore copricartuccia miscelatore rubber spacer for mixer pattern

cod.	ø int.	ø ext.	h	note
1051	42	45	1,1	POM



rondelle HD, PE, NYLON HD, PE, NYLON washers

cod.	ø int.	ø ext.	h	note
807	17	29	2	HD
808	17	30	4	3/8" sagomata HD shaped
809	21	37	2	HD
810	33	54	1,4	HD
811	42	64	2	HD
812	43	54	1,5	HD antifrizione antifricition
813	33	60	1,5	HD
814	48	56	1,5	HD
815	54	61	1,5	HD
816	37	59	1,5	HD



anelli tagliati "HOSTAFORM" per canne "POM" cut washers - stop ring nuts for pipe spouts

cod.	ø int.	ø ext.	h	note
951	13	18	2,5	
952	14	19	2,5	
953	14	20	3	
954	16	21	2,5	
955	25	31	3	



controdadi backnuts

cod.	flangia	h	filetto	note
1202	30	9	3/8"	nylon
1202PP	30	9	3/8"	PP
1203	39	11	1/2"	nylon
1203PP	39	11	1/2"	PP
1204	45	11	3/4"	nylon
1205	45	11	1/2"	nylon



rompigetto per lavelli water breaker for basin and sink spouts

cod.	ø innesto	ø testa	h	note
913	22	24	10	1/2" HD
914	26	28	9	3/4" HD



colori: bianco-nero-neutro
available colours: white-black-natural

rompigetto per portagomma water breaker for hose connection

cod.	ø innesto	ø battuta	h	note
901	12,5	14	10,3	1/2" HD
901A	12,5	12,5	10,3	1/2" senza bordo HD without rim
902	17,5	20,5	10,3	3/4" HD



colori: bianco-nero-neutro
available colours: white-black-natural

rompigetto per vitone water breaker for headwork

cod.	ø ext.
903	14,5



portagomma hose connection

cod.	note
905	1/2" con sede "OR" 1/2" with o-ring seat
905A	1/2" con sede "OR" e rompigetto 1/2" with o-ring and water breaker
905B	1/2" con sede "guarnizione" piana 1/2" with flat seal seat
905C	1/2" con sede "guarnizione" piana e rompigetto 1/2" with flat seal seat and water breaker



su richiesta forniamo relativa OR o guarnizione piana
suitable o-ring or flat seal on request

ghiere filettate threaded knurled nuts

cod.	note
906	3/4" zigrinatura stretta passo 14 mm small knurled 14 TPI
906A	3/4" zigrinatura larga passo 11,5 mm large knurled 11,5 TPI
906B	3/4" zigrinatura larga passo 14 mm large knurled 14 TPI




basetta cromata per miscelatore chrome plated for basin tap

cod.	ø int.	ø ext.	h	note
1158	33	56	9,5	




rosette a muro cromate chrome plated roses for in-wall valve

cod.	note
1156	rosetta ø 75 foro 29 rose ø 75 hole 29
1157	rosetta ø 75 foro 27 rose ø 75 hole 27



anelli spia rossi e blu rings for click-plates

cod.	ø int.	ø ext.	h	note
1101	19	30	1,5	
1102	14	20	1	
1103	17	23	1	
1104	21	27	1	per placchette ø 24 for click-plates ø 24
1105	25	31	1	
1106	28	35	1	per placchette ø 33 for click-plates ø 33
1107	32	39	1	per placchette ø 36 for click-plates ø 36
1108	15	20	1	



placchette click-plates

cod.	ø	note
1151	24	cromata chromed
1152	33	cromata chromed
1153	36	cromata chromed
1154	43	cromata sabbata blasted surface and chromed
1155	43	cromata lucida con segnalatore chromed with coloured spot



inserti snap-plugs

cod.	note
1221	inserto tipo A
1222	inserto tipo B
817	tenuta a scatto mm 6x12x12 snap-lock



ogive ogives

cod.	ø int.	ø ext.	h	note
1301	10	15	15	
1302	10	15	6	
1303	10	14	9	con bordo with rim
1304	10	15	14	OT/OR
1305	10	15	9	OT/OR



rosetta fissaggio fixing rose

cod.	ø int.	flangia	h	note
1321	10	40	16	
1321A	8	40	16	
1321B	12	40	16	
1322	10	40	7	



pomoli per asta comando knobs for pop-up spindle

cod.	note
1279	pomolo cromato doppio cono foro mm 5 chromed double conic knob hole 5 mm
1279A	pomolo grezzo doppio cono foro mm 5 unchromed double conic knob hole 5 mm
1280	pomolo cromato a fungo foro mm 5 chromed mushroom-shaped knob hole 5 mm
1280A	pomolo grezzo a fungo foro mm 5 unchromed mushroom-shaped knob hole 5 mm



maniglia 6 punte grande - testa bombata 6 points large handle - rounded top

cod.	a	h	b	t	note
1255	38	25	25	9,7	quadro square mm 6
1256	38	23	25	9,7	quadro square mm 6
1256B	38	23	25	9,7	broccia broach mm 8x24



maniglia 6 punte piccola - testa bombata 6 points small handle - rounded top

cod.	a	h	b	t	note
1257	35	23	23	9,6	quadro square mm 6
1257B	35	23	23	9,6	broccia broach mm 8x24



maniglia 6 punte grande - testa piana 6 points large handle - flat top

cod.	a	h	b	t	note
1258	39	23	26	8,8	quadro square mm 6
1258B	39	23	26	8,8	broccia broach mm 8x24



maniglia 6 punte piccola - testa piana 6 points small handle - flat top

cod.	a	h	b	t	note
1259	35	23	24	8,8	quadro square mm 6
1259A	35	23	24	8,8	broccia broach mm 8x24



maniglia 5 punte 5 points handle

cod.	a	h	b	t	note
1260	39	25	24	10,8	quadro square mm 6
1260D	40	18,5	24	10,8	broccia broach mm 8x20 - 3/8"
segnalatori abbinabili art. 1001 e 1004 suitable for coloured snapping spots code 1001 and 1004					



maniglia 4 punte grande 4 points handle - large

cod.	a	h	b	t	note
1261	35	21	25	8,9	quadro square mm 6
1261B	35	21	25	8,9	broccia broach mm 8x24



maniglia 4 punte piccola 4 points handle - small

cod.	a	h	b	t	note
1262	30	23	23	9,1	quadro square mm 6
1262A	30	23	23	8,5	broccia broach mm 8x24
1263	30	21	23	9,1	quadro square mm 6
1263B	30	21	23	9,1	broccia broach mm 8x24



maniglia 3 punte 3 points handle

cod.	a	h	b	t	note
1265	48	21	28	11	broccia broach 8x20 - 1/2"
1265A	48	21	28	11	quadro square mm 6
1268	42	18	24	11	broccia broach 8x20 - 3/8"
1268B	42	18	24	11	quadro square mm 6
segnalatori abbinabili art. 1001 e 1004 suitable for coloured snapping spots code 1001 and 1004					




maniglia Asia Asia handle

cod.	a	h	b	t	note
1276	45	22	28	11	
1276A	45	22	28	11	maniglia fornita di segnalatore e inserto tipo "B" included with snapping spot and snap plug
segnalatori abbinabili art. 1004 e 1004A suitable for coloured snapping spots code 1004 and 1004A					



maniglia zigrinata con foro knurled handle - with hole

cod.	a	h	b	t	note
1253	25	17	19	8,3	quadro square mm 6
1253A	25	17	19	8,3	quadro square mm 5
1253B	25	17	19	8,3	stellare star mm 5
1253C	25	17	19	8,3	broccia broach 8x24
1254	25	11	19	8,3	quadro square mm 6




maniglia zigrinata chiusa knurled handle - blind

cod.	a	h	b	note
1272	25	8	19	quadro square mm 5
1272A	25	14	19	quadro square mm 5



maniglia esagonale hexagonal shaped handle

cod.	a	h	b	note
1264	22	8	19	quadro square mm 5




maniglia sottolavabo "tipo sef" underbasin handle "sef type"

cod.	a	h	b	t	note
1270	26	14	19	8,5	quadro square mm 5 con foro with hole
1270A	26	10	19		quadro square mm 5 chiusa blind



maniglia sottolavabo underbasin handle

cod.	a	h	b	note
1273	25	21	19	quadro square mm 6
1273A	25	15	19	quadro square mm 6
1273B	25	15	19	quadro square mm 5
1273C	25	21	19	quadro square mm 5



1273 - 1273C

1273A - 1273B

maniglia sottolavabo chiusa underbasin handle - blind

cod.	a	h	b	note
1277	25	8	19	quadro square mm 5
1277A	25	14	19	quadro square mm 5



1277

1277A